



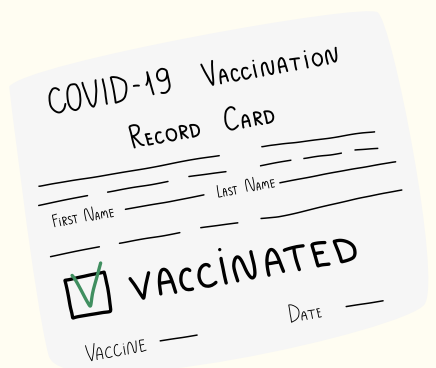
GUIDELINE

# ENTRY TO EASTER ISLAND (Rapa Nui)

## BEFORE TRAVELLING

### 1 Have your vaccination certificate at hand

You can enter with the Vaccination Certificate issued by your country (either printed or in digital version) in addition to your Identity Document.



### 2 PCR Test mandatory

Having a negative PCR test, taken no more than 48 hours before the flight to the island.  
For visitors under 6 years old: antigen test or a negative PCR.

### 3 Rapa Nui Entry Form (FUI)

Fill-in the "Rapa Nui Entry" (FUI) form before departure. This form is available at <https://ingresorapanui.interior.gob.cl/>

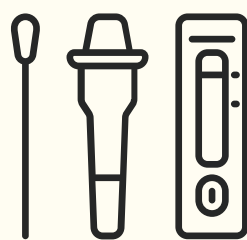


## AFTER ARRIVAL

### 4 Antigen test randomly

Your documentation will be reviewed by Seremi Health Authority and antigen tests are carried out randomly.

If the result of the test is positive, isolation for 7 days at a location authorized by the Health Authority is compulsory.

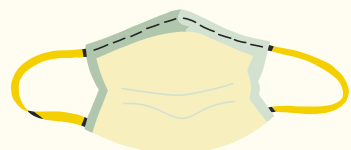


### 5 Monitoring for 5 days

Telephone monitoring of visitors for 5 days and the possibility of a visitor being called at random to perform an antigen test between the first and fifth day.  
Important: if a visitor refuses a test or tests positive, isolation for 5 days at a location authorized by the Health Authority is compulsory.

### 6 Face mask

The use of a face mask is no longer mandatory in open spaces (keeping social distancing of at least 1 metre). However, the use of it is still necessary inside all enclosed public places.



### Travelling with Smartphone recommended

Many services in Chile are operated digitally with the use of QR codes and email, such as menus in restaurants, tickets to national parks, airline boarding passes, ...